



COURSE BROCHURE



10 REASONS TO CHOOSE SPIN GURUS

- ▶ Founded by Super Dang (then DJ Jitesh) in 2005, making us India's 1st professional DJ & Music Production Academy
- ▶ Awarded the Best DJ & Music Production Academy in India
- ▶ Award-winning Instructors
- ▶ Highest number of working graduates in Indian music Industry
- ▶ Equipped with industry-standard hardware and software
- ▶ 100% Placement Assistance
- ▶ Training in small sized batches for personalised attention
- ▶ Hostel facility available
- ▶ Communication Skills and Personality Development Sessions
- ▶ Expert support and guidance after completion of the course
- ▶ A Certificate of Completion is awarded upon successful completion of the course



SUPER DANG

Founder


Super Dang is an Indian Rapper, Singer, Music Producer and Songwriter. In the late 90s he started his musical career as a DJ and soon after he became one of the best known names in the Indian DJ Industry. Later he transformed his love for music into singing and electronic music production.



/superdangofficial



/superdang



/superdangofficial



/SuperDangMusic



Complete DJ Course

OVERVIEW

Learn DJing with most advanced techniques including harmonic mixing and Pioneer rekordbox software. This course has all the ingredients to enable you to master the technique of DJing. Classes are taught by professional DJs on the latest by Pioneer DJ.

Course Content

- Introduction to the DJ Industry
- Introduction to Equipment
- Introduction to different Music Genres
- Connecting Equipment
- Tune Structure
- Cueing Techniques
- Counting Beats, Bars and Phrases
- Beat Matching
- EQ Settings
- Mixing different styles of music
- Analyze and detect the key of tracks for perfect Harmonic Mixes
- How to play using music stored inside smartphones and tablets
- Laptop DJing with Pioneer rekordbox to prepare and manage music files for a DJ set.
- Record your first Live DJ Set
- Tips and advice on how to promote yourself
- Tips on how to prepare for professional gigs
- How to Create a DJ Set for a Battle
- Scratching workshop by National DJ Champions
- How to create a DJ Profile



Fee Structure & Class Schedule

Total Fee	: Rs. 59000
One time payment (5% Discount)	: Rs. 56050
Two Instalments	: Rs. 29500 (at the time of admission)
	: Rs. 29500 (after 30 days)
Course duration	: 2 Months (3 days a week)
Class duration	: 2 Hrs

We also offer fast track courses for students who need to finish in a shorter duration of time. This is done by increasing the number of classes in a week.

Serato Video DJ Course



OVERVIEW

Learn more about the Serato Video DJ Course offered by Spin Gurus.

Video DJing in India has seen a growth in recent years. It's a type of DJing that incorporates music videos into a set. While the DJ is playing, music videos that correspond to the song playing will play as the visuals behind them. Once the song transitions into another, the music video will do the same. Video DJing is a fun and unique way of using visuals in a set.

Course Content

- Introduction to Serato
- Setting up the Hardware
- Importing files to the Serato DJ Library
- Analysing Crates, Playlist and iTunes Library
- Detecting BPM, Track info using Crates
- Different display modes
- Introduction to Basic DJ Skills
- Setting up the Cue Points
- Add / Delete Cue Points
- Auto Looping of Audio files
- Manual Loop Roll
- Manual Beat Matching
- Simple, Smart & Tempo Sync
- Activating Built in FX
- Using Single, Multiple FX Modes
- Recording Mixes
- Setting up of Screen
- Calibrating Decks
- Launching Serato Video
- Setting up the Video Output Window
- Launching the Serato Video interface
- Adding Video files to Serato DJ Library
- Linking Up faders & Cross Faders
- Creating & using Text Effect Animation
- Video & Image Effects Overview
- Advanced Troubleshooting
- Video Formats and Codecs



Fee Structure & Class Schedule

Total Fee	: Rs. 49000
One time payment (5% Discount)	: Rs. 46050
Two Instalments	: Rs. 24500 (at the time of admission)
	: Rs. 24500 (after 30 days)
Course duration	: 2 Months (3 days a week)
Class duration	: 2 Hrs

We also offer fast track courses for students who need to finish in a shorter duration of time. This is done by increasing the number of classes in a week.

Ableton Live Music Production Course



OVERVIEW

Our Ableton Live course will teach you the intricacies of electronic music production, which is a great place to start your career. We offer small-sized classes taught by highly skilled EDM producers so that aspiring music producers can gain a thorough understanding of the genre. We also teach all the skills required to compose, arrange, synthesize, and much more!

This course was developed for students interested in Hip Hop, EDM, Bollywood, Trap or other types of electronic music. You will also learn to use your imagination to create your own tracks. Ableton Live is the premier digital audio workstation (DAW) relied on by a huge number of today's most innovative and successful composers, artists and producers.

Course Content

- **The Ableton Live Interface**
 - Session View and
 - Arrangement View
 - Introduction to the Interface
 - Introduction to Live Projects
 - Live Library
 - Live Browser
- **Session View and Audio Clips**
 - Audio Tracks and Clips in Session View
 - Clip View Properties
 - Clip Envelopes
- **Warping and Quantization**
 - Warp Markers
 - Quantization
 - Applying Quantization to an Audio Clip
- **Arrangement View**
 - Making an Arrangement with
 - Session
 - Using Session View and Arrangement View
 - Editing in Arrangement View
- **Music Theory**
 - Keyboard Layout
 - Octaves
 - Sharps and Flats
 - Middle C
 - Keyboard layout in an Ableton- Live MIDI Clip
 - Intervals
 - Major Minor Scales
 - Inversions
- **Song Production**
 - Creating Beats
 - Creating Chord Progression
 - Creating Bass Line
 - Creating Melodies, Leads and Pads
 - Editing in Arrangement View
- **Audio effects**
 - Types of Audio Effects
 - Insert Effects
 - Equalization (EQ)
 - Dynamic Compression
 - Saving Presets
 - Applying Audio Effects
 - Audio Effect Rack
 - Third-party Effects
- Side Chaining
- Master Track Effects
- Other Audio Effects
- **Recording Audio**
 - Recording Setting Up for recording in Arrangement View
- **MIDI and Controllers**
 - Internal and External MIDI
 - Setting Up MIDI Controllers
 - Making MIDI Clips
 - Instrument Racks
 - Drum Racks
 - MIDI Effects
 - MIDI Clips with Hardware Synths (External MIDI)
- **Mix and Automation in Live**
 - Mix Automation in Arrangement View
 - Re-enable Automation Button
 - Mixing Tips
 - Master Track Plug-ins
 - Exporting Your Mix



Fee Structure & Class Schedule

Total Fee	: Rs. 79000
One time payment (5% Discount)	: Rs. 75050
Two Instalments	: Rs. 39500 (at the time of admission)
	: Rs. 39500 (after 45 days)
Course duration	: 3 Months (3 days a week)
Class duration	: 2 Hrs

We also offer fast track courses for students who need to finish in a shorter duration of time. This is done by increasing the number of classes in a week.

Fruity Loops Music Production Course



OVERVIEW

During this course you will learn how to use FL Studio (Fruity Loops) digital audio workstation (DAW), an extremely popular music production software. Your own individual tutor will help guide you through each task. Using industry examples, you will gain a solid foundation so that you can bring your creative ideas to fruition. Upon completion, you will have a comprehensive understanding of the entire music production process.

Course Content

- Introduction To FL Studio
- Introduction To Music Theory, Scales & Chords
- Basslines & Chord Progressions
- Piano Roll
- Step Sequencer/Playlist/Browser
- Using Samples/Loops/Sampling
- Warping/Time Stretch/Making Mashups
- Using Drums & Beat Making
- Getting Ideas
- Different Techniques to make melodies/ Using Arpeggiator
- Introduction To Different Genres and Song Arrangement
- Layering & Automation
- Making Buildups & FX
- Sidechain Compression
- Introduction To Mixer & Effects
- Introduction To Mixing/EQ and Compression
- Slicer/Beat Slicing/Using Gross Beat
- Introduction To Sound Designing & Synthesis
- Recording & Newtone/Exporting & Stems
- Slicer/and more



Fee Structure & Class Schedule

Total Fee	: Rs. 69000
One time payment (5% Discount)	: Rs. 65550
Two Instalments	: Rs. 34500 (at the time of admission)
	: Rs. 34500 (after 30 days)
Course duration	: 3 Months (3 days a week)
Class duration	: 2 Hrs

We also offer fast track courses for students who need to finish in a shorter duration of time. This is done by increasing the number of classes in a week.

Logic Pro Music Production Course



OVERVIEW

The principal objective of this course is to give students a solid knowledge of Logic X Pro, which is currently the best DAW (Digital Audio Workstation) for Mac users. Logic X Pro is renowned and used by some of the best music producers worldwide.

Various categories of students can benefit from this course, beginners and those who have a prior knowledge of music production and have a basic understanding of Logic X Pro. This course will provide in-depth knowledge of the use of Logic Pro X, along with its various techniques that you can explore to make your music.

During this course, we are going to start from the basics of Logic Pro X to the advanced features. It is a comprehensive course that will expose you to all the knowledge you need to master, compose and produce music with the Logic X Pro.

Course Content

- Introduction to Logic Pro
- Smart Controls
- Smart Tools
- Audio Track Interface
- Flex Pitch/Time
- Recording Live Audio
- Punch Modes
- Comping
- Introduction to Music theory, Scales, Modes,
- Inversions and Chord Progression
- Introduction to Apple Loops
- Sampling and Resampling
- Sound Design for Chords, Leads, Plucks and
- Bass
- Introduction to Alchemy
- FM Synthesis
- Introduction to Ultra Beat
- Insert Effects
- Parallel Effects
- Serial Effects
- Introduction to EQ and Compression
- Creative use of Side Chaining
- Introduction to MIDI Interface
- Recording MIDI in Real Time
- Audio Effects
- Signal Flow
- Dynamic Compression
- Introduction to the Mix Window
- Bus Compression
- Automation
- Stereo and Mono Field
- Volume Balancing
- Additive and Subtractive EQ
- Using Busses for Parallel Effects

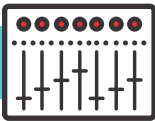


Fee Structure & Class Schedule

Total Fee	: Rs. 79000
One time payment (5% Discount)	: Rs. 75050
Two Instalments	: Rs. 39500 (at the time of admission)
	: Rs. 39500 (after 45 days)
Course duration	: 3 Months (3 days a week)
Class duration	: 2 Hrs

We also offer fast track courses for students who need to finish in a shorter duration of time. This is done by increasing the number of classes in a week.

Mixing and Mastering Course



OVERVIEW

Mixing and Mastering is the most crucial part of making a great song. It’s the magic that brings life into your song. Learn how to mix and master like professionals. Subjects covered include, EQ, compression, panning, level balancing, reverb and special effects.

Course Content

- Introduction
- The Elements
- The Master Plugins
- Balancing & Setting Up Effects
- EQ-ing the Kick Drum
- EQ-ing the Beats
- EQ-ing the Synths
- EQ-ing Other Elements
- EQ-ing The Guitars
- Adjusting The Balance
- Compression For Sound
- Shaping
- Compression For Level
- Bus Compression For Beats
- Side Chain Compression
- Multiband Compression
- Master Bus Compression
- Panning
- Reverb & Echo
- Adding Chorus
- Tremolo & Autopan
- Level Automation
- Filter Automation
- Automating the Pan
- DIY Loudness Mastering
- Original vs. The Final Mix and more...



Fee Structure & Class Schedule

Total Fee	: Rs. 49000
One time payment (5% Discount)	: Rs. 46050
Two Instalments	: Rs. 24500 (at the time of admission)
	: Rs. 24500 (after 30 days)
Course duration	: 2 Months (3 days a week)
Class duration	: 2 Hrs

Depends whether the student attends regular, alternate or weekend classes.

Sound Engineering Course



OVERVIEW

Our Sound Engineering course combines small experiential classes with cutting-edge sound equipment and recording studios to get aspiring sound engineers prepared for the demands of a career in the audio industry. This course will teach you the various concepts of sound engineering, like equalization, microphone selection, compression, phase cancellation, and studio setup. You will also learn how to properly use consoles, microphones, and DAWs to record and improve performances.

Course Content

■ Introduction

- About Audio Engineering
- Different Roles (Producer, Engineer, Assistant Engineer)
- Types Of Producers
- Signal Flow
- Setting Of System
- Intro To Daw
- Types Of Signals

■ Recording /microphone Techniques

- Creating A Session
- Type Of Mics
- Mic Placements
- Studio Acoustics
- Preparing Studio For Sessions
- Types Of Recording
- How To Run Session

■ Audio Editing Techniques

- Understanding Wave Form Dynamics
- Audio Stretching And Elastic Properties
- Automating Audio Files
- Editing Audio Files In Sessions/Projects

■ Acoustics & Studio Design

- Designing / Construction Of Studio

- Signal Flow In Studio

- Understanding Studio Electronics

- Acoustics And How It Works

■ Music Production And Techniques

- Basics Of Music Theory
- Starting With A Daw
- Analysing A Song

- Programming Drums

- Importing Samples

- Audio Warping

- Quantization

- Sound Layering

- Sampling

- Remixing

- Midi And It's Uses

- Modulations/Automation

- Basics Of Mixing And Mastering

- Exporting Audio Files As Per Industry Standards

■ Advanced Mixing And Mastering Techniques

- Equalisers

- Compressors

- Limiters

- Dynamics

- Adding Audio And Midi Effects

- Adding Effects Chain

- Reverbs And Delays

- Side Chain Compression

- Parallel Compression

- Vocal Processing

- Side Chain Processing

- Phasing

- Mixing For Multiple Platforms

- 5.1 Mixing

- Mixing For Concerts And Clubs

- Re-amping

- Analog / Digital Summing

- Diy Mixing Presets

- Avoiding Sound Leaks

- Audio Chain Processing

- Comparison With Reference Tracks

- Mastering For Different Platforms

- Stem Mastering

- Understanding Clip And Peak Parameters

■ Music Theory And Ear Training

- Scales And Types Of Scales

- Chords And Type Of Chords

- Chord Progressions

- Harmonies

- Inversions

- Music History

- Film Scoring

■ Music Business

- How To Start As A Musician Or Music Business
- Making Strategies For Sales, Marketing, Publicity And Promotions
- Copyrights And How It Works
- Publishing Your Own Music
- Difference Between Major And Indie Labels
- Diy (do It Yourself) For Starters
- Online And Offline Marketing
- Knowing Your Audience
- D2f Engagement (direct Engaging With Your Fans)
- Maintaining A Fan Base
- Data Analyzing
- Knowing Current Industry And It's Standards
- Building A Press Kit
- How To Be An Artist / Manager

■ Audio For Films, Videos And Media

- 5.1 Mixing
- Dialogue Editing
- Synchronizing And Timecode
- Foley, Sound Effects & Dialogue Recording
- Sound Designing For Films And Videos
- Background Scoring
- Recording For Animations
- Creating Your Own Sound Effect Library

Live Sound

- Designing A Pa System
- Room Tuning
- Live Sound System (Digital And Analog Sound Boards)

- Live Recording
- Live Internet Streams

■ Protools 101

- Getting Started With Pro Tools
- Starting With Audio Recording
- Importing Media Into Session
- Midi Recording
- Navigation In Pro Tools
- Editing Techniques

■ Protools 110

- How To Configure Your Sessions
- Using External Controllers
- Managing Session Data And Files
- Recording Midi And Audio With Advanced Techniques
- Understanding Time Scale/timeline
- Starting With Virtual Instruments
- Using Avid Elastic Audio
- Quantizing And Editing Midi And Audio
- Using Different Audio Editing Techniques
- Using Different File Management Techniques
- How To Transfer A Session
- Learning Automation Techniques
- Learning Sends
- Bus Tracks
- Aux Tracks
- Plug-ins
- Master Track
- Group Tracks
- Exporting Stems And Labeling Them
- Preparing A Session For Mixing

- Preparing A Session For Mastering

■ Protools 130 Game Audio

- Starting With Game Audio Workflow
- Dialogue Editing
- How To Work For Foley
- Adding Sound Effects
- Ambience Sound And Effects
- Learning Music Scoring
- Vehicle And Various Element Sounds
- Learning How To Make Dynamic Cinematics
- How To Export And Label Audio Track

■ Ableton / Logic Pro

- Intro To Interface
- Type Of Views
- Intro To Project
- Library Browser
- Intro To Warping
- Adding Different Type Of Tracks And Getting Started
- Exporting Audio/stems As Per Industry Standards
- Getting Started With Making Your Own Tunes
- Adding Different Type Of Effects
- Getting Started With Midi
- Starting With Vsts And Plug ins



Fee Structure & Class Schedule

Total Fee	: Rs. 199000
One time payment (5% Discount)	: Rs. 189050
Five Instalments	: Rs. 79600 (at the time of admission) Rs. 29850 (after 30, 60,90, 120 days)
Course duration	: 6 Months (3 days a week)
Class duration	: 2 Hrs

We also offer fast track courses for students who need to finish in a shorter duration of time. This is done by increasing the number of classes in a week.

COMBO COURSES

Combine any
2 courses to get **10% off**

Combine any
3 courses to get **15% off**

Combine any
4 courses to get **20% off**



Complete DJ Course

Total Fee: Rs. 59000



Serato Video DJ Course

Total Fee: Rs. 49000



Ableton Live Music Production Course

Total Fee: Rs. 79000



Fruity Loops Music Production Course

Total Fee: Rs. 69000



Sound Engineering Course

Total Fee: Rs. 199000



Mixing and Mastering Course

Total Fee: Rs. 49000



Logic Pro Music Production Course

Total Fee: Rs. 79000

PAYMENT METHODS



DEBIT & CREDIT CARDS



BANK TRANSFER



CASH



MOBILE WALLET



CHEQUE

RECENT ACTIVITIES & EVENTS



DJ Nitish Gulyani

Played with Badshah
at Zomaland



DJ Ttanuj

Played at Holiwood
Music Festival



DJ Smita GC

Played at Ladies Night



DJ M3LD

Played at
Social Chandigarh



Sick & Sane

Played at Love Bite,
GOA




NDS

Played at
Sunburn Festival, GOA



Beatslayer

Played at Dunes
Music Festival



Jassi X

Produced
Himanshi Khurana's
latest single



Avvy Sra

Mixed & Recorded
Gippy Grewal's
latest single

STUDENT SUCCESS



Mr. Vgrooves
Award Winning Music Producer



NDS
SunBurn Artist



DJ Nitish Gulyani
Official DJ for Badshah



Avvy Sra
Renowned Punjabi Music Producer



Jassi X
Well-known Punjabi Music Producer



Elenkay
Famous Duo DJs & Producers



Nation Brothers
Well known Music Producers in Punjabi Music Industry



DJ Sid
Resident DJ, Club Trove, Jaipur



DJ M3LD
Resident DJ at Social, Chandigarh



The Stranger
Dunes Music Festival Artist

STUDENT SUCCESS



Trebass
DJ/Producer



DJ Smita
Freelance Club DJ



Sick & Sane
Famous Duo DJs & Producers



Macky Wacky
DJ/Producer



Dulshan
Most famous DJ in Sri Lanka



Beatslayer
Dunes Music Festival Artist



Kenzani
Electro House DJ/Producer



DJ Vinay
DJ & Music Consultant



Naren
DJ & Visual Artist



DJ Deepanshu
Resident DJ at Shalom, GK



Hemant Chotani
Sub Heavy Drum & Bass
DJ/Producer



DJ Xenon
Official DJ for Aastha Gill



DJ Kush
Tippling Street Resident DJ




Hermus
RSVP Resident DJ



Prolific Musifier
Freelance Club DJ



Kelvin
DJ/Producer



VDJ Kmk Kanya
One of the best female
DJs in India



Muke
Freelance Club DJ,
Former Resident DJ at
Viva La Fiesta Nottingham



Mann Taneja
Founder,
The KroonerZ Project




DJ Ttanuj
Renowned Club DJ



DJ Shine
Renowned Club DJ

STUDENT REVIEWS ★★★★★



Amily
Malaysia

Right now it's very difficult for me to articulate each and every bit of word. Except to say a big 'Thankyou'. Thankyou for showing me my flaws and rectifying me. Got to learn things and I'll keep the knowledge with me as I've taken a mental note on that. Wish you all the very best.



Sehaj B
London

TALKING About Spin Gurus, the first thing that comes to my mind is that I really learned something unique, the way teachers out here treat us is more than a family. Where as the knowledge I gained from Spin Gurus will really take me to a right path.



Pravin
Mumbai

All the way from Mumbai to Delhi my journey of 2 months at Spin Gurus was awesome. Had a nice time learning music production. Now time to go back and produce some really amazing tunes. Thnx to Spin Gurus



Sangro
Nagaland

Satisfied with the type of quality training here at Spin Gurus.. My dream of bieng a professional Dj came true. Time to rock Nagaland with the skills i learned here. Thank you Spin Gurus



Anshul
Tanzania

I guess I can tell stories on how I became a professional producer in a week. I spent 5 hours every day with my trainers, and with them devoting 5 hours a day to one single kid, I was overloaded with EDM awesomeness. HAHA THANKS GUYS FOR AN AMAZING TIME!



Rebecca
England

My time at Spin Gurus has been my best memories abroad. Both the faculty as well as the staff made the learning experience enjoyable and intellectual.



Dulshan
Sri Lanka

At Spin Gurus you can choose your schedule, the people are friendly, and the teachers are great. I've learned a lot in this course and will definitely recommend Spin Gurus to anybody who is serious about pursuing a career in DJing & Music Production.



Palash
Kolkata

If you are really passionate about DJing and music production This is the place for you . The faculty here is awesome . I really have some quality time here . You will be under the guidance of one of the best in the field . They will nourish you to fulfil your dream . Awesome place

FAQs—FREQUENTLY ASKED QUESTIONS

Q When the new batches start?

A. Start dates differ by location and course. Contact your preferable location for exact start dates.

Q What kind of equipment or software do I need to buy for the course?

A: You will need to bring your laptop and headphones. Everything else you need is included in with our course.

Q Do you offer instalment plans?

A. Yes, we do offer the instalment plans.

Q Do you give certificate after completion of the course?

A. Yes, we give certificate after the successful completion of the course.

Q Do I need a degree in music to get to get a job in the field later on?

A. Degrees are a necessity for individuals who want to be a lawyer, doctor, scientist, or something of that nature. Degrees are not typical for people who want to work in the music industry (regardless of the position). After all, club managers, studio owners, record labels and event organizers will not ask proof of a degree. Rather, they'll be interested in knowing what your qualifications are and what you previously worked on.

Q Do students require any experience to be accepted?

A: No prior experience is required, simply a passion to learn.

Q What music genres do you teach?

A. We don't favour one genre of music over another. The tips, techniques and concepts covered in our DJ, Music Production and Sound Engineering courses can be applied to any genre of music.

Q I don't speak or understand English. Do you teach in Hindi?

A. Courses are taught both in English and in Hindi. The student can choose his language of study.

Q What if I work full-time? Can I still do this course?

A. Yes absolutely! We provide special weekend classes for Working Professionals. Please contact your preferable location to see what timings are available.

Q Are there any job guarantees after I am through with the course?

A. Schools cannot guarantee you'll have a job after you complete, and the same goes for this course. Our experts will help you in any way they can to point you toward job prospects and make even help you in getting a job. Since 2005, we have successfully helped individuals break into the music industry. And, we know our success hinges on your success. We don't want you to fail because we don't want to fail. Check out student success stories on page number 14 & 15.

Q How do I register and pay for the course?

A: Schedule an appointment and submit your registration form personally at academy. Pay by credit card, mobile wallet, bank transfer, check, or cash. You may also apply online by using the form on the website.

Q I don't see my question here, what do I do?

A. If you still have questions about anything, please feel free to contact us.



spingurus

NORTH DELHI (Head Office)

B-3 & 4, Aggarwal Tower, Plot No. H-6, Netaji Subhash Place,
Pitampura, Delhi – 110034, India

SOUTH DELHI

A-1/226, Safdarjung Enclave, New Delhi – 110029

GURGAON

J-9/19 (Basement), DLF Phase 2, Sector-25, Gurgaon – 122002

LUCKNOW

N-304, Sector N, Ashiyana, Lucknow, Uttar Pradesh – 226012